


**KONAMI®**

SNS-AV-USA

# CYBERNATOR™



INSTRUCTION BOOKLET

**SUPER NINTENDO**  
ENTERTAINMENT SYSTEM



**WARNING! PLEASE READ THE ENCLOSED CONSUMER INFORMATION AND PRECAUTIONS BOOKLET CAREFULLY BEFORE USING YOUR NINTENDO HARDWARE GAME SYSTEM OR GAME PAK.**

## **KONAMI, INC. LIMITED WARRANTY**

Konami, Inc. warrants to the original purchaser of this Konami software product that the medium on which this computer program is recorded is free from defects in materials and workmanship for a period of ninety (90) days from the date of purchase. This Konami software program is sold "as is," without express or implied warranty of any kind, and Konami is not liable for any losses or damages of any kind resulting from use of this program. Konami agrees for a period of ninety (90) days to either repair or replace, at its option, free of charge, any Konami software product, postage paid, with proof of date of purchase, at its Factory Service Center. This warranty is not applicable to normal wear and tear. This warranty shall not be applicable and shall be void if the defect in the Konami software product has arisen through abuse, unreasonable use, mistreatment or neglect. THIS WARRANTY IS IN LIEU OF ALL OTHER WARRANTIES AND NO OTHER REPRESENTATIONS OR CLAIMS OF ANY NATURE SHALL BE BINDING ON OR OBLIGATE KONAMI. ANY IMPLIED WARRANTIES APPLICABLE TO THIS SOFTWARE PRODUCT, INCLUDING WARRANTIES OF MERCHANTABILITY AND FITNESS FOR A PARTICULAR PURPOSE, ARE LIMITED TO THE NINETY (90) DAY PERIOD DESCRIBED ABOVE. IN NO EVENT WILL KONAMI BE LIABLE FOR ANY SPECIAL INCIDENTAL OR CONSEQUENTIAL DAMAGES RESULTING FROM POSSESSION, USE OR MALFUNCTION OF THIS KONAMI SOFTWARE PRODUCT.

Some states do not allow limitations as to how long an implied warranty lasts and/or exclusions or limitations of incidental or consequential damages so the above limitations and/or exclusions of liability may not apply to you. This warranty gives you specific rights, and you may also have other rights which vary from state to state.



LICENSED BY



NINTENDO, SUPER NINTENDO ENTERTAINMENT SYSTEM, SUPER NES AND THE OFFICIAL SEALS ARE TRADEMARKS OF NINTENDO OF AMERICA INC.

© 1991 NINTENDO OF AMERICA INC.

THIS OFFICIAL SEAL IS YOUR ASSURANCE THAT NINTENDO HAS APPROVED THE QUALITY OF THIS PRODUCT. ALWAYS LOOK FOR THIS SEAL WHEN BUYING GAMES AND ACCESSORIES TO ENSURE COMPLETE COMPATIBILITY WITH YOUR SUPER NINTENDO ENTERTAINMENT SYSTEM. ALL NINTENDO PRODUCTS ARE LICENSED BY SALE FOR USE ONLY WITH OTHER AUTHORIZED PRODUCTS BEARING THE OFFICIAL NINTENDO SEAL OF QUALITY.

## **CONGRATULATIONS!**

You're now a member of the 95th brigade of the mechanized marines. This elite Cybernator force has been put on full alert in quadrant nine. Before climbing into the Cybernator cockpit, please review the following orders from your commander Major General Steele (AKA: Ol' Iron Britches).

### ***Table of Contents***

|                                |    |
|--------------------------------|----|
| ORIGIN OF THE CYBERNATOR ..... | 4  |
| HOW TO DESTROY .....           | 6  |
| CONTROLLER INFO .....          | 7  |
| THE BATTLEFIELD.....           | 9  |
| WEAPONS.....                   | 10 |
| POWER CHIP TIPS .....          | 12 |
| STAGES.....                    | 12 |





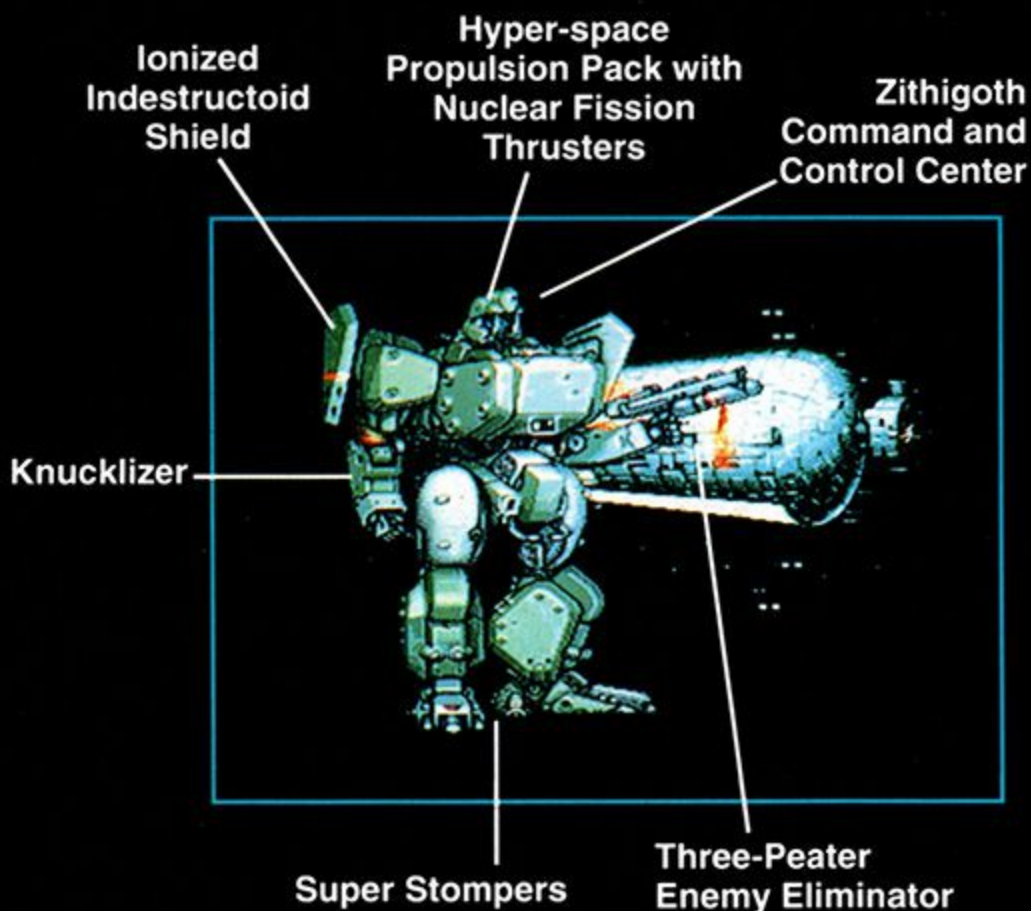
## **THE GUTS AND BOLTS OF A MECHANIZED MARINE**

The Cybernator first appeared around 2013 AD. Initially introduced as a means of eradicating space pirates from the lunar shipping route, the Cybernator soon became an integral part of the marine corps' mechanized forces, replacing the Firestorm XG-9 Solar Tank.

Becoming an elite Cybernator warrior requires 1,000 hours of training in mock Cybernator combat. Ninety percent of all marines who attempt to take their seat in the Cybernator cockpit either drop out because of mental and physical fatigue, or are accidentally destroyed by their own incompetence.

### **CYBERNATOR G5-E**

**HEIGHT:** 5 stories **WEIGHT:** 5 tons **CAPACITY:** 1 marine



### **Three-Peater Enemy Eliminator**

21st Century cannon with 360° assault rotation and three-way firing capability: vulcan shells, laser beams, homing missiles.

### **Knucklizer**

When Cybernator throws a punch, more than teeth will fly!

### **Ionized Indestructoid Shield**

Turns away enemy fire and protects you from shrapnel and radioactive fallout.

### **Hyper-space Propulsion Pack with Nuclear Fission Thrusters**

Helps you overcome enemy low life by giving your spirits and Cybernator a lift.

### **Zithigoth Command and Control Center**

Made from a zithium alloy mined on Venus, this is the infamous Cybernator cockpit. It is a fully operational command and control center where one well-trained marine sits and guides the Cybernator into battle.

### **Super Stompers**

Anti-gravity suction mechanisms provide traction on every imaginable surface.

## HOW TO REV UP YOUR CYBERNATOR

Insert the game pak into the Super NES, then switch on the power. A summary of your mission will scroll across the screen, providing you with details on the destruction awaiting you. When this text finishes, or to skip the short story, press the START BUTTON to return to the title screen.



Select options with your Control Pad and press the START BUTTON. To choose name entry, press the Y BUTTON. Use the Control Pad to select letters, then lock them in with the Y BUTTON. Use the B BUTTON to erase. Select End when finished and press the Y BUTTON. You can also use the Control Pad to change the Key Configuration. Press the START BUTTON at anytime to return to the title screen.

Press **Start** again and your battalion commander will give you final orders and the go-ahead for the attack on the axis lunar installation. When he finishes his statement, or to blow past his hot air, press any button.

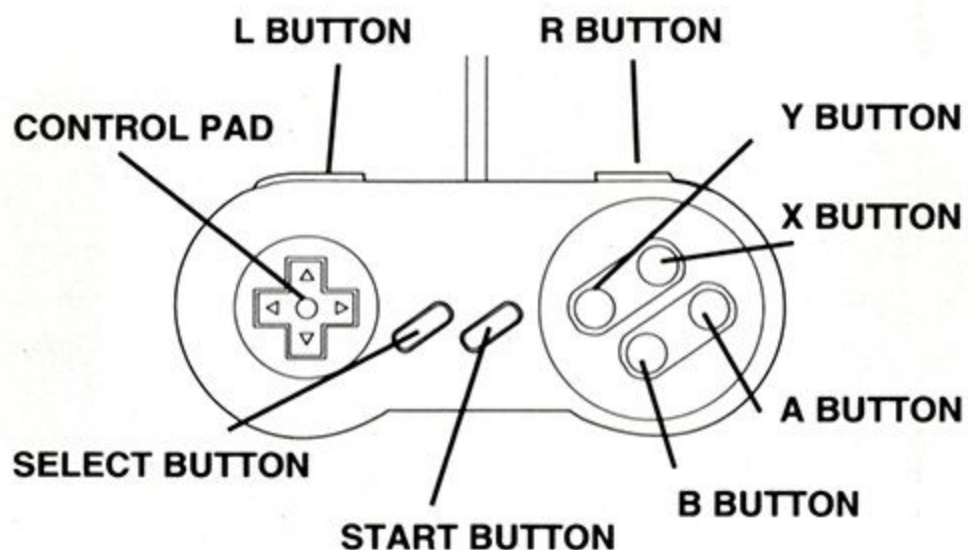
All systems are now go, as the marines' new intergalactic landing craft blasts through the enemy's fortress, dropping you off just in time for an all-out blowout.



## **CYBERNATOR COMMAND CONTROLS**


This is the primary device that puts the Cybernator's Zithigoth Command and Control Center at your fingertips. Pick it up and then imagine yourself seated in the Cybernator cockpit which rises 5 stories above the ground. Below you is five tons of tail-kicking, axis annihilating battle armor which is totally under your control. Indeed, never in the history of warfare has one man had this much control over so much firepower.

### **CONTROL UNDER FIRE**



#### **START BUTTON**

Press to start or pause your attack. Also press to bring up your map.



### **CONTROL PAD**

Press left or right to maneuver. Press up or down to raise or lower your Three-Peater Enemy Eliminator. Remember, the Three-Peater has 360° rotation capability.

### **A BUTTON**

Press simultaneously with the Control Pad for a quick attack thrust. Enemies who fear this maneuver call it the "rampage rush" or "roller dash". The last words heard from many referred to it as the "AAAAAAAAAAAAAGH!"

### **B BUTTON**

Press to leap.

Press and hold down to activate the Power Pack.

### **Y BUTTON**

Press to fire your Three-Peater Enemy Eliminator or to throw a devastating Cybernator punch.

### **X BUTTON**

Press to change weapons. You have three weapons choices (vulcan shells, laser beams and homing missiles). Your fourth and final selection is the Cybernator punch. Remember, you begin with Vulcan Shells & The Punch. Other weapons can be obtained by finding special "W" power-ups.



### **R BUTTON**

Press to raise your Ionized Indestructoid Shield.

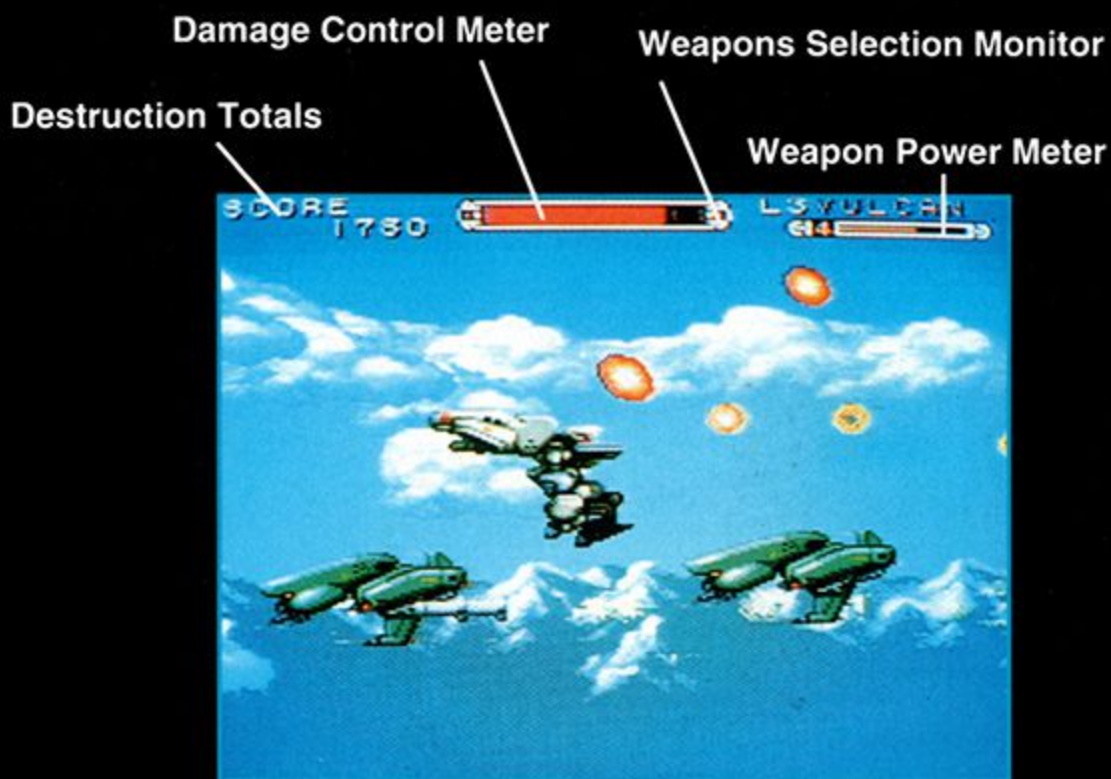
### **L BUTTON**

Press to hold in your current position.

**NOTE:** The functions of the A,B,L,R,X and Y BUTTONS can be changed in the options mode.



## ***THE AXIS WAR ZONE, WHERE THE CYBERNATOR FEEDS***



### **Weapons Selection Monitor**

The number to the left is the power level for that weapon.

### **Weapon Power Meter**

Represents the number of power chips needed to increase to the next level of power.

## **THE CYBERNATOR'S MEANS OF SURVIVAL**

The Cybernator has four primary weapons systems. Three of these firing mechanisms are located in its Three-Peater Enemy Eliminator. The fourth is the bone and steel crushing Cybernator punch. During combat you can select the appropriate weapon to wipe out the enemy at hand. These decisions are critical since each enemy has different defensive strengths and weaknesses. As your mission progresses you must learn which of your weapons has the most devastating effect on a particular enemy.



### **THE PULVERIZING PUNCH**

If you think a prize fighter has a devastating right hook, wait until you get a load of the Cybernator's chromium fists. The Cybernator's punches pack an incredible amount of power, but their reach is limited. Power chips will increase the bludgeoning potential of each punch, while lengthening the Cybernator's jabs.

### **HERCULEAN HOMING MISSILES**

This weapons system is the Cybernator's premier enemy eradicator. With the push of your fire button you'll launch uranium tipped missiles that simply can't miss their designated targets. Power chips increase your missile stockpile. They also enhance the destructive force and homing accuracy of each missile.





## THE LL-7 LAZZIEWARFARE LASER BEAM

Concentrated beams of plutonium from the Cybernator's laser cannon can disintegrate enemy fortifications in the blink of an eye. After each laser surge, the cannon must be re-energized. This takes time, so be prepared to defend yourself while reloading. Also, as power chips are collected, the laser beam becomes wider and more intense.



## VULCAN AUTOMATIC ANNIHILATION CANNON

The Cybernator's most basic weapon, the Vulcan Cannon is a rapid fire blaster that automatically reloads after a clip is empty. Power chips will change the caliber of the vulcan shells from 70mm to 90mm to 110mm.



## POWER CHIPS

During your mission "P" capsules will appear. These capsules are to a Cybernator what amino acids are to a professional wrestler. They contain cytron, a mysterious fuel from the outer reaches of the galaxy. These fuel pods have been secretly planted in enemy territory by allied special forces units. Each

time you locate and extract one of these P's from a smoldering enemy, your Cybernator weapons system will gain power. For every pre-determined number of P's you collect, your overall weapons grade will increase by a power of one.



## TOP SECRET POWER CHIP TIPS

You can distribute power chips among each of your four primary weapons. In other words, you can give one weapon (say the vulcan for example) an excessive amount of power. Or you can supply all of your weapons with an equal amount of bonus power. Strategy, tactics and timing come into play during this phase of your mission. But you're a Cybernator warrior, chosen for your brains as well as your guts. Capture this energy chip to replenish your damage control meter.



## 7 LEVELS THAT'LL REQUIRE A WHOLE LOT OF LUCK

### AXIS LUNAR MINING COLONY

Moon ore processing plant that is actually a front for the enemy's monolithic intergalactic battle cruiser. Your objective: locate and destroy the battle cruiser's power unit.



### ASTEROID DEFENSE FORCES AND ORBITAL HIDEOUT

Similar to the air cover used to defend a current day carrier fleet, these axis antagonists will try to prevent you from reaching the strategically important ARC NOVA. Your objective: shut down the ore processing plant!





## ARC NOVA

Axis space fortress designed to launch offensive probes into Earth's atmosphere. Also the headquarters for the enemy's top military mind, Generalissimo Francisco Flako. Your objective: sabotage the huge mobile weapon hidden deep within the base.

## STRATOSPHERIC SHOWDOWN

The largest battleground in the history of warfare, this dog-eat-dogfight will make Waterloo and the Normandy Invasion look about as big as the invasion of Grenada. Your objective: penetrate and annihilate axis forces spread out from terra firma to the edge of the ozone.



## MADAGASCAR SHUTTLE PORT

This was an allied space shuttle base before it was turned over to the axis leaders in a trade for one of Earth's last remaining fossil fuel mines. Originally the deal called for the base to be revamped into a peaceful international space vacation resort. Instead the enemy transformed it into a maximum security military installation. Your objective: make the enemy pay for their renege by turning the space shuttle into a scrap pile.



## **AXIS PRIME MINISTER'S MOUNTAIN HIDEOUT**

Every leader must have his "eagle's nest". This one, hidden deep within an Alpine cave known only to a handful of highly paid Sherpas, is where Prime Minister Claus Von Meister Barron confers with his generals. Your objective: destroy the Prime Minister's anti-aircraft weapons facility.

## **THE AXIS CAPITAL: SUBURBIONSKI, UZBEKISTANSKI**

The downtown capital building is where the axis parliament gathers. With the interstellar colonies on the verge of war, the votes of these greasy palmed politicians will determine the future of every man, woman and child on Earth and in space. Your objective: use your Three-Peater to lobby for peace.







***KONAMI***<sup>®</sup>

**Konami Game Hint and Tip Line:**

**1-900-896-HINT (4468).**

70¢ per minute charge. Minors must have parental permission before calling.  
Touch-tone phone required.

Konami<sup>®</sup> is a registered trademark of Konami Co., Ltd.

Cybernator<sup>™</sup> is a trademark of Konami, Inc.

© 1993 Konami, Inc.

All Rights Reserved.

Konami, Inc.

900 Deerfield Parkway

Buffalo Grove, IL 60089-4510

Konami Warranty Services Line: (708) 215-5111